



Wall&Deco
Cladding Systems



www.alls.ee

Stylish Solution for Exteriors



Modern architecture goes far beyond maximum energy efficiency, as it also seeks solutions with style and aesthetics. ALUMINCO in harmony with new trends offers Wall & Deco Cladding Systems that make a difference at all levels.

A perfect solution for exterior wall cladding that lasts decades, WD is a premium range that elevates the décor of your building. It takes the spotlight not only for its magnificent looks but also for its exceptional functionality.

WALL & DECO is ALUMINCO's proposal for particularly modern wall cladding constructions. It is a lightweight system, which provides coverage of large surfaces, applied both to the exterior and interior of buildings, enhancing the overall aesthetics and upgrading the energy levels.

Designed in minimal line and in numerous decorative variants, WDs provide a high degree of freedom in the design process of a space, applying perfectly well in modern buildings with a unique style. Popular applications include – facade, balcony, gate for residential and commercial establishments, hotels, lobbies, fascia for showrooms etc.

They are made of aluminium which means a lower impact on the environment whereas they have a long lifespan and require little to no maintenance.





Features & Benefits



- | Designed to meet the new Architectural trend.
- | Provides a variety of designs in typologies, applications, colors, textures.
- | Provides the ability to install LED lighting strips, allowing for endless creative customization.
- | Can be fabricated easily, fast assembly, and accurate installation in masonry.
- | The positioning of the profiles in each typology is achieved with hidden connections (eg hidden installation screws, invisible support base).
- | Allows complex technical applications, i.e. combinations with curtain walls, windows, entrance doors, etc.
- | Can be applied to walls, ceilings, doors, interior partitions, garage doors, and entrance doors.
- | Suitable for large surfaces of commercial buildings, offices, and modern residences.
- | Corrosion resistance, thanks to the durability of aluminum and its surface treatments.

Lighting Signature on Minimal Lines



WD designs enhanced by LED lighting strips, which are perfectly integrated in the aluminium profiles, introduce more dynamism with sharper, more structural lines. The light signature is developing for an even more expressive look.

Placed in sections or along the aluminium bars, the lighting options create a trendsetting scenery which reinterprets the meaning of luxury to exciting effect.



Numerous Decorative Options


Five designs – constantly increasing- and their combinations are available in multiple colors and finishes to create unlimited personalized options.

Either symmetric or asymmetric, with hollows or flat blades, the various profiles are firmly fixed with one another, offering a stylish result. Furthermore, they can be combined with each other, for even more creative design.

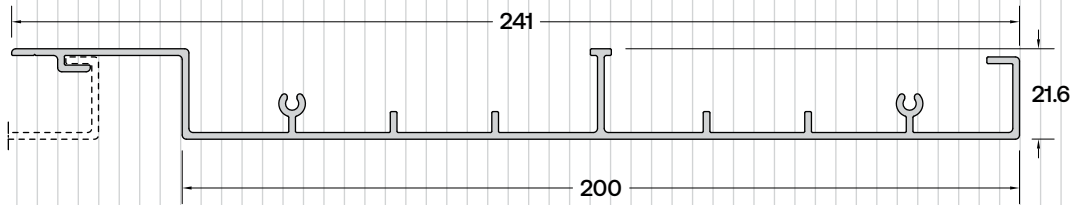




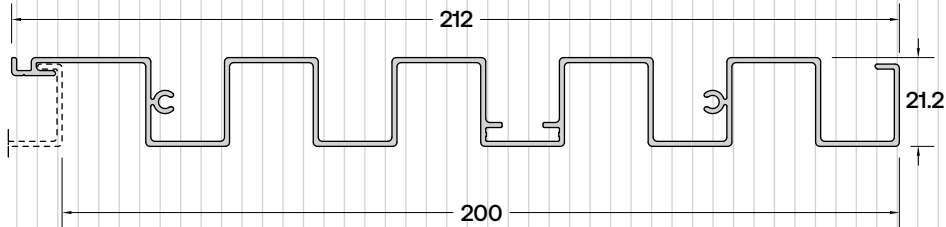
Technical Data



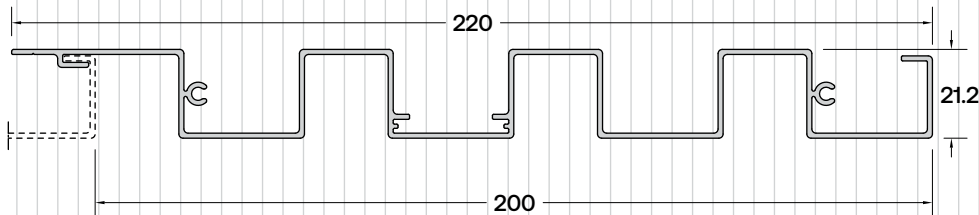
Code



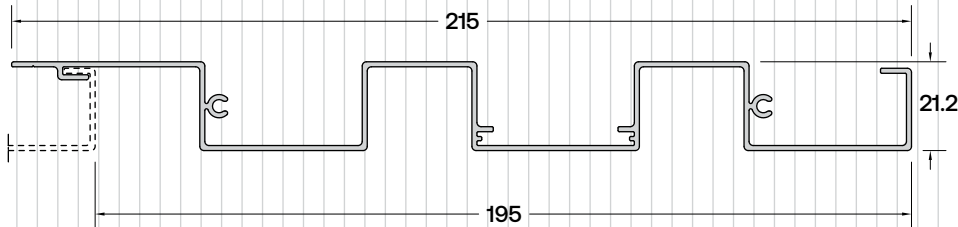
WD-2001



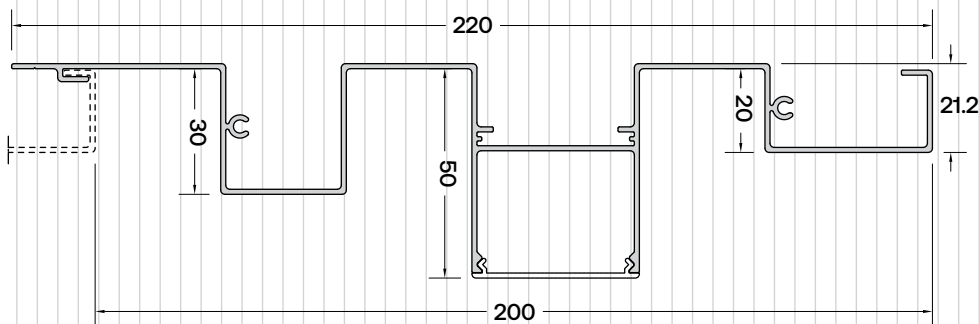
WD-2020



WD-2030



WD-2040



WD-2050

Exterior aesthetics

Profile depth

Visible aluminum face width

Visible aluminum face gap

Flat / linear patterns

20-50 mm

20/30/40/200 mm

20/25/30 mm

Performance

Sound Reduction Rw (C;Ctr) ISO 10140-2

40 (-2;-6) dB

Configurations

Horizontal/vertical fixing typologies

Combination between profiles

Combinations with fixed/integrated led lighting