

ALUMINCO[®]
ALUMINIUM BUILDING SYSTEMS

ALLS
All Solutions OÜ

www.alls.ee



CLASSIC
LINE 

Classic railings with modern aesthetics

40
40 YEARS OF
EXCELLENCE

ALUMINCO[®]
ALUMINIUM BUILDING SYSTEMS



40 years offering innovative and sustainable solutions for architectural aluminium systems. And we keep on going!

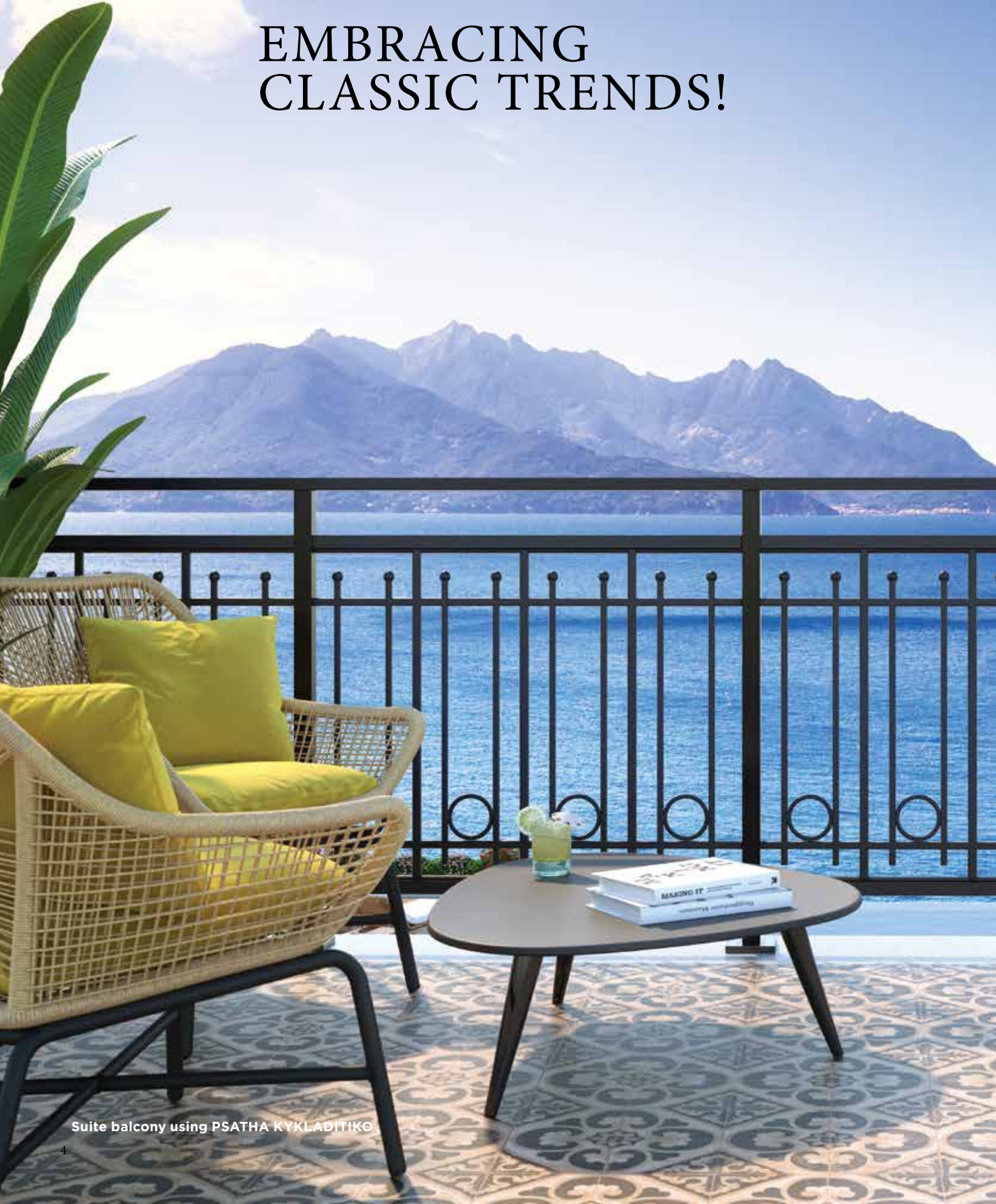
Since 1982, targeting the international community of architects, designers, engineers, construction perfectionists and fabricators, ALUMINCO offers a complete range of architectural aluminium solutions that are innovative, energy efficient and sustainable, embodying top quality, high functionality and contemporary design standards.

In Aluminco we implement Quality, Environmental, Occupational Health and Safety, and Energy Management Systems certified according to international standards ISO 9001, ISO 14001, ISO 45001 and ISO 50001 respectively, as well as Factory Production Control System certified according to EN 15088, EN 1090 and Qualicoat Seaside Class. All our product series are approved by certified by internationally recognized institutes for their outstanding characteristics and performance.

WE ARE
A PART OF
TOMORROW



EMBRACING CLASSIC TRENDS!



Suite balcony using PSATHA KYKLADITIKO

The panoramic view over Ionian Sea and the green hillsides that tumble down to blue-green seas is splendid, but it is not the only memorable feature that this balcony has to offer. Selecting Classic Railings, have made this home a State-of-the-art!



MAKE A REAL
STATEMENT!



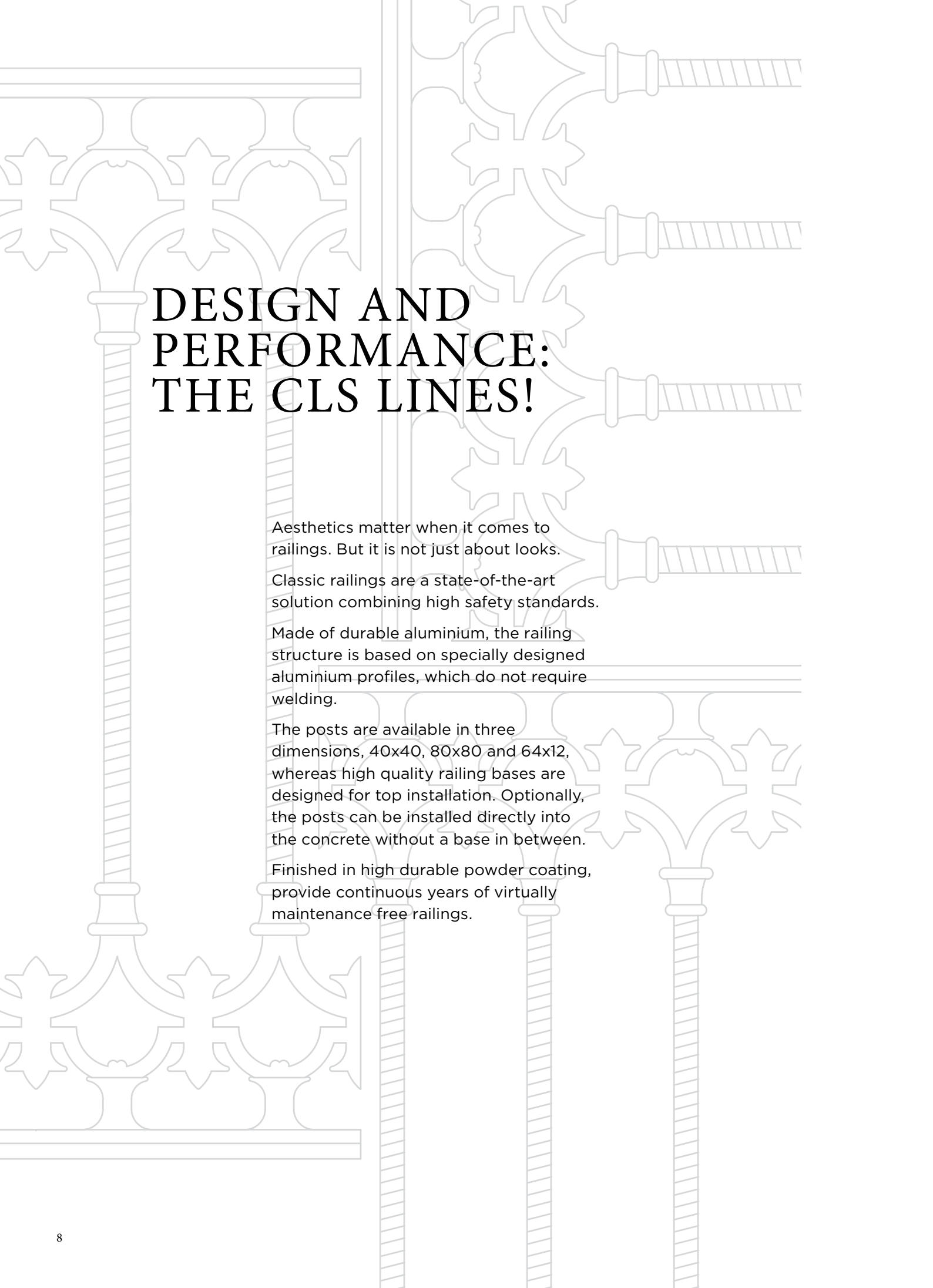
Our classic collection is built on the heritage and know-how of more than 35 years. From commercial buildings to diverse residential styles, each solution is a work of art.

Discover our complete line of classic solutions, the CLS, the ALFLEX and the PSATHA collections.

Durability, quality, and elegance are assured. Unlimited options that build lasting experiences for outdoor living spaces.



Residential villa using CLS-H1



DESIGN AND PERFORMANCE: THE CLS LINES!

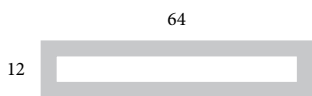
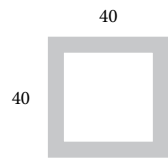
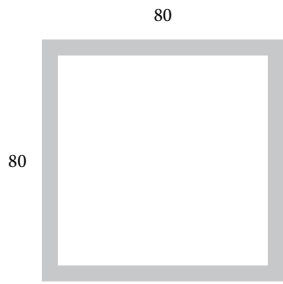
Aesthetics matter when it comes to railings. But it is not just about looks.

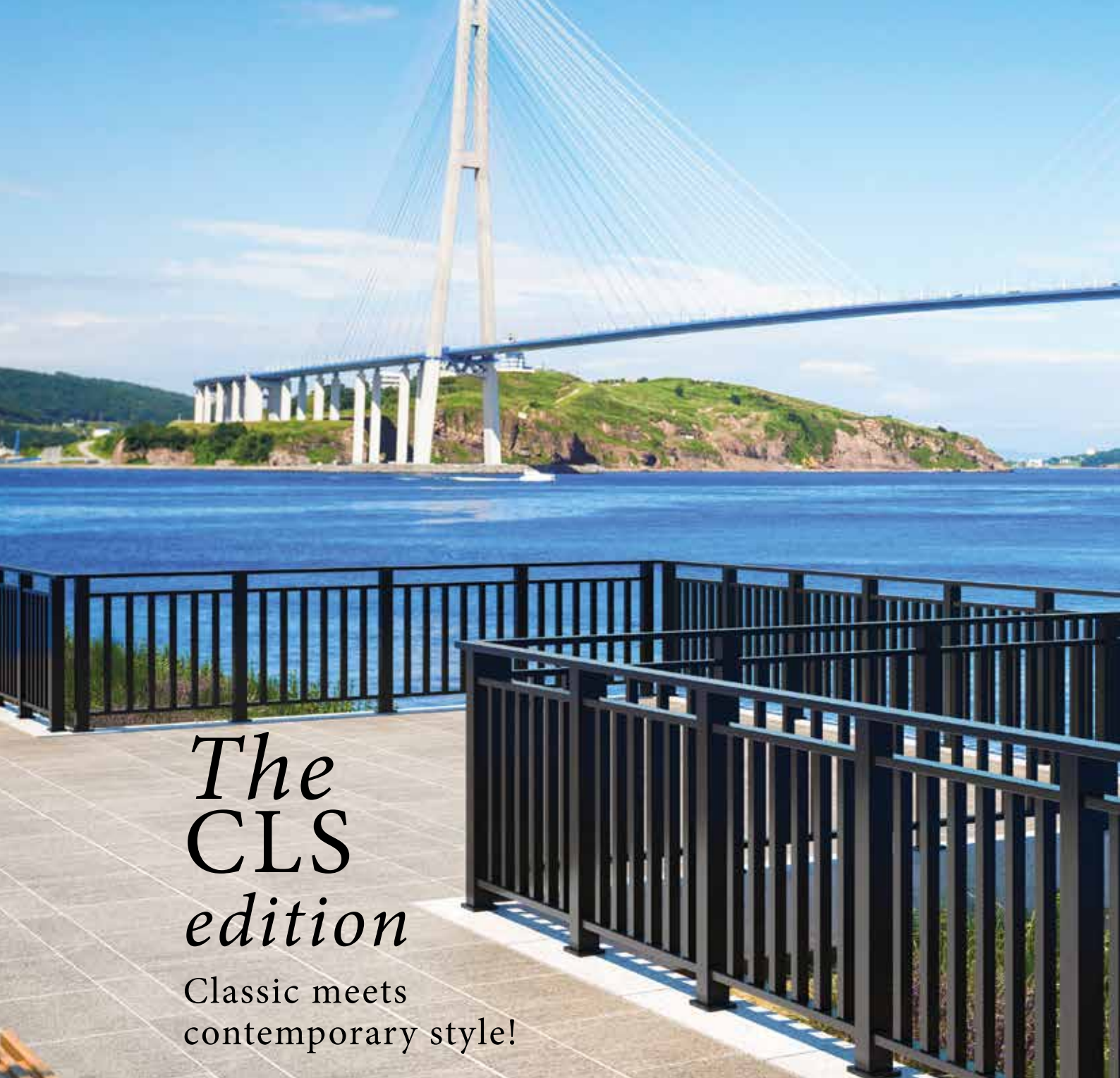
Classic railings are a state-of-the-art solution combining high safety standards.

Made of durable aluminium, the railing structure is based on specially designed aluminium profiles, which do not require welding.

The posts are available in three dimensions, 40x40, 80x80 and 64x12, whereas high quality railing bases are designed for top installation. Optionally, the posts can be installed directly into the concrete without a base in between.

Finished in high durable powder coating, provide continuous years of virtually maintenance free railings.





The CLS edition

Classic meets
contemporary style!

The CLS collection epitomizes styling trends of the day: elegant clean lines, vertical to each other, well balanced, square shape to the body and sleek lines.

18 different linear models, available in many configurations, meet any requirement from private homes to commercial buildings and heavy traffic areas.



Securing public spaces using CLS-A2



34

35

24

Block of flats using CLS-E1





CLS-C2



CLS-D1



CLS-F2



CLS-G1

The CLS AVE

Super privacy on the covered area!

Using the framing of CLS railings, the Wave infills provide a maximum level of privacy and safety.





Beach house using CLS WAVE 1



CLS A1

CLS B1

CLS C1



CLS D1

CLS E1

CLS F1



CLS G1

CLS H1

CLS WAVE 1



CLS A2

CLS B2

CLS C2



CLS D2

CLS E2

CLS F2



CLS G2

CLS H2


CLS WAVE 2



The
ALFLEX
edition

Excitingly unique
pieces of classic!

Ocean view balcony using ALFLEX EROTAS



The ALFLEX collection was conceived to cater for staircase enclosures apart from balconies and terraces.

As “flexible” is the key word, the series offers 17 different designs and all necessary connectors, to ensure any type of installation possible.

Ideal for new as well as remodelled homes.





Modern mansion using ALFLEX AGIOKLIMA



65-41
AKANTHOS



85-34
KAMARA




85-31
LOUVRE



85-30
AGIOKLIMA




AGIOKLIMA



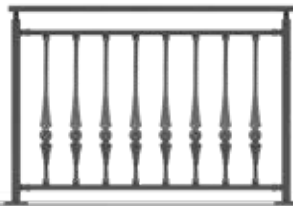
AKANTHOS




ASTERI A



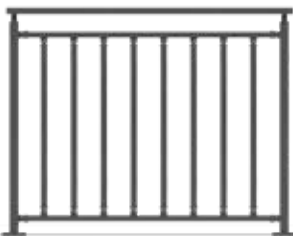
ASTERI B



VENETIAN



LINEAR 104



LINEAR 828



DILOS



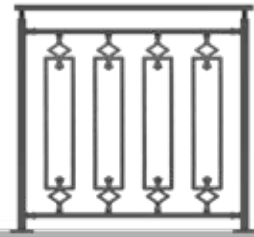
EROTAS




SUN



KAMARA




KOLONATO



KORONA



LOUVRE



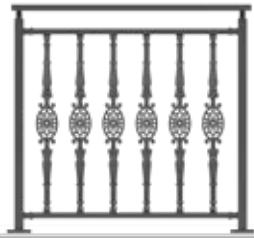
MAKRIYIANNI




MINOAN A



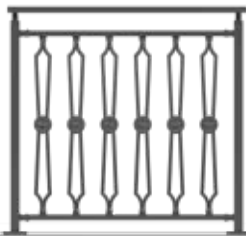
MINOAN B



ROKA



SAITA

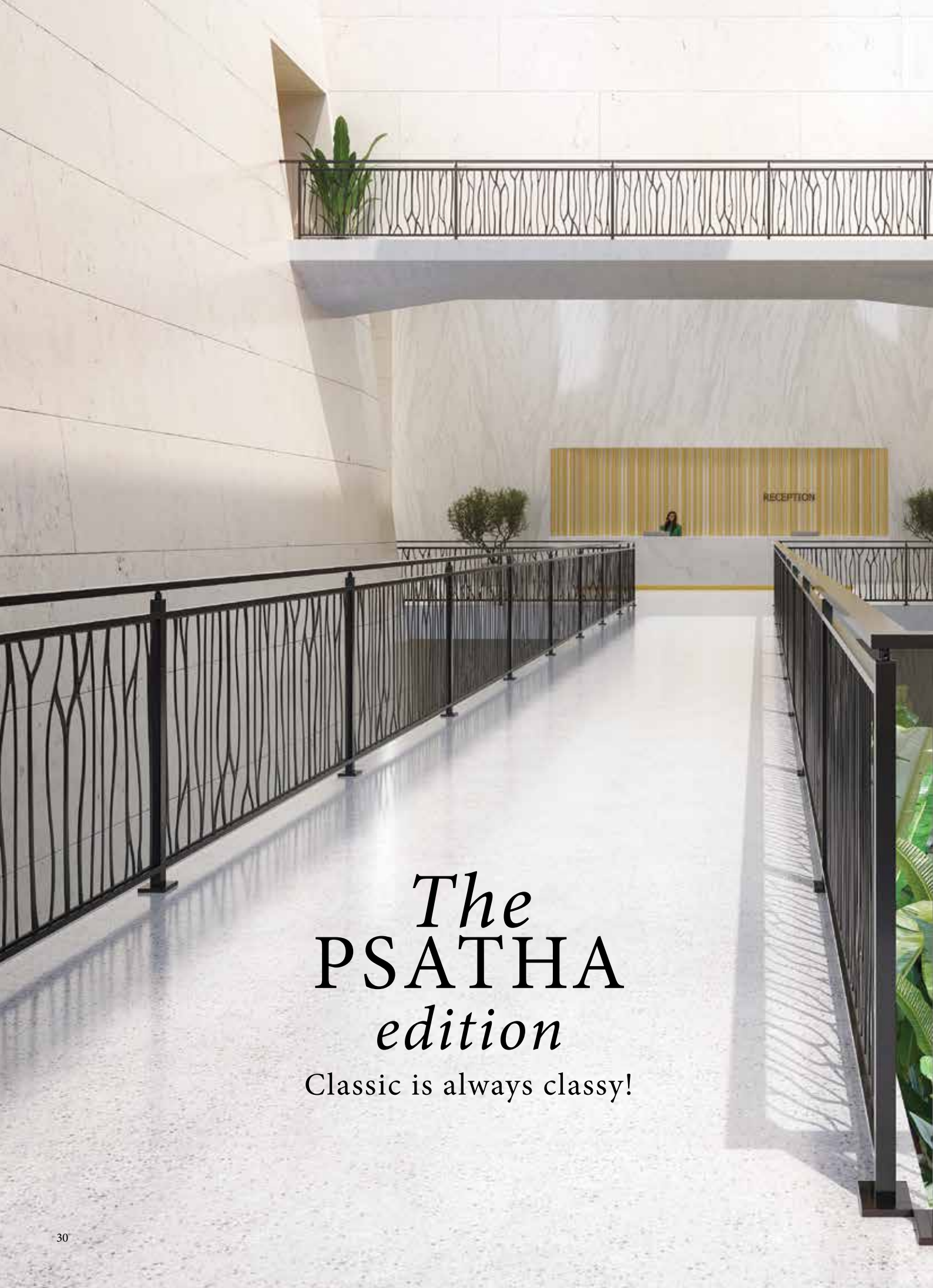


ARROW



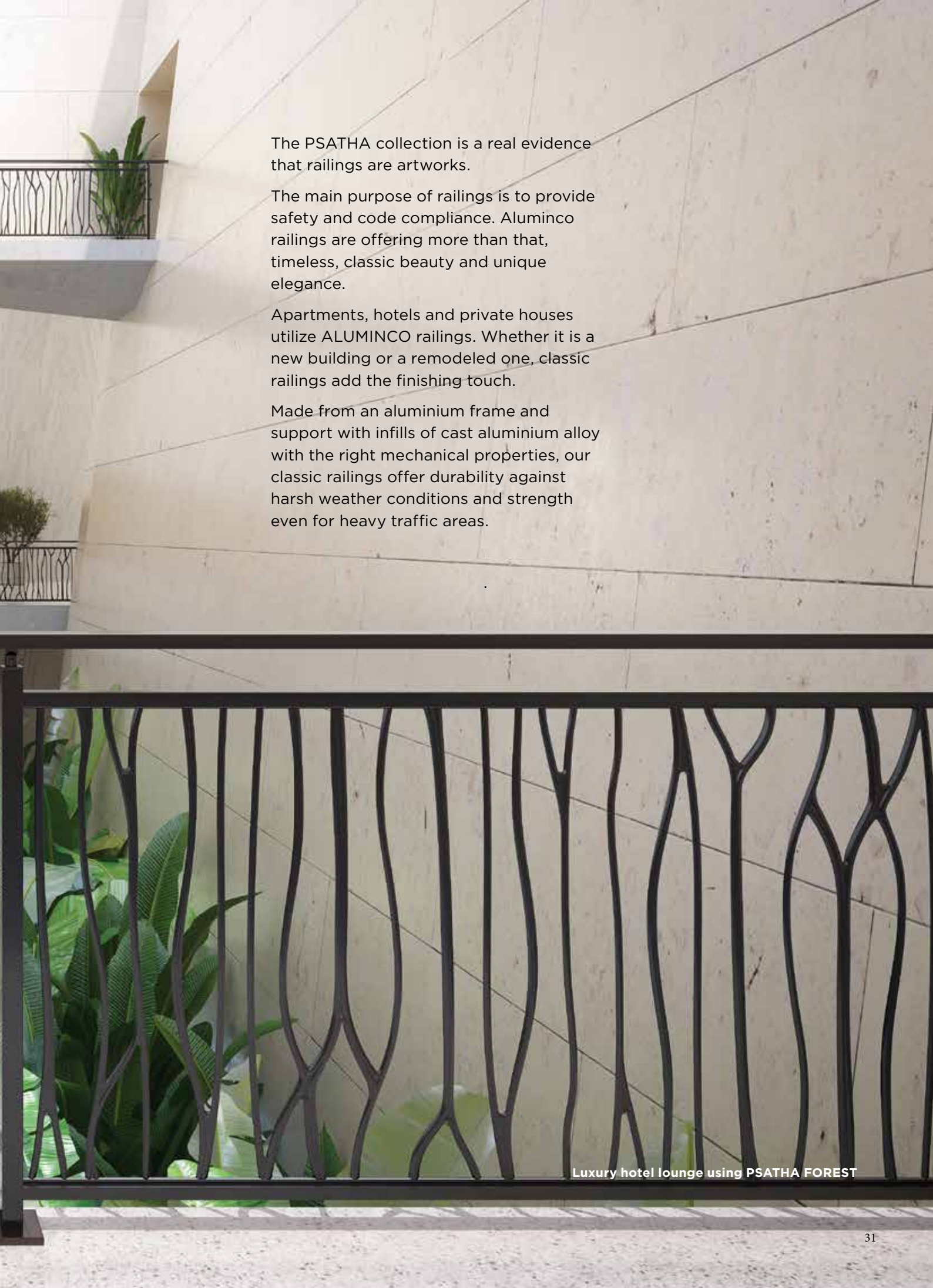
TUSCANY





The
PSATHA
edition

Classic is always classy!



The PSATHA collection is a real evidence that railings are artworks.

The main purpose of railings is to provide safety and code compliance. Aluminco railings are offering more than that, timeless, classic beauty and unique elegance.

Apartments, hotels and private houses utilize ALUMINCO railings. Whether it is a new building or a remodeled one, classic railings add the finishing touch.

Made from an aluminium frame and support with infills of cast aluminium alloy with the right mechanical properties, our classic railings offer durability against harsh weather conditions and strength even for heavy traffic areas.

Luxury hotel lounge using PSATHA FOREST



80-28



80-10

ASTERI B



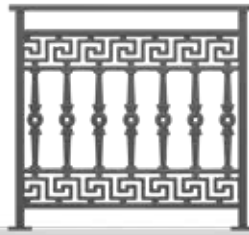
80-04
GOTHIC




80-06
LINEAR 828



80-28




ATHENIAN




COLONIAN




ASTERI A




ASTERI B



VIENNA



FLOWER POT



GOthic




LINEAR 828



DORIC

ETHNIKIS

ELEPHANTS



ERODIUS

KAMARA


KOLONATO




KYKLADITIKO

MAKRIYIANNI

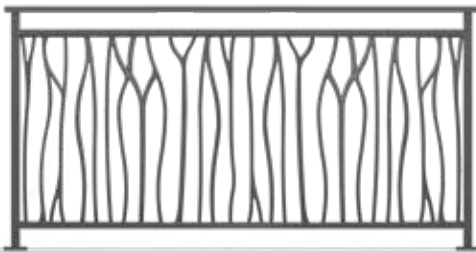
MINOAN



PEAFOWL




CHIASTI



FOREST



ZEFYROS



OLYMPIA



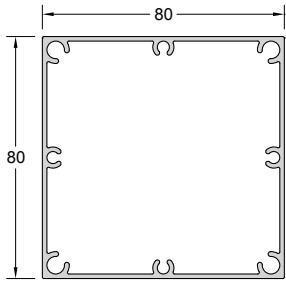
PERIKOKLADA




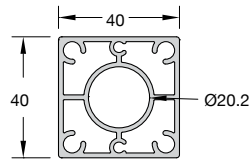


The background features a light gray, semi-transparent architectural illustration. It depicts a series of columns with fluted shafts, topped with decorative capitals and supporting a series of pointed arches. The arches are filled with intricate, symmetrical patterns. The overall style is reminiscent of classical or neoclassical architecture.

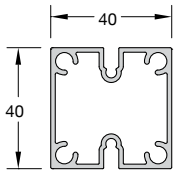
PROFILES



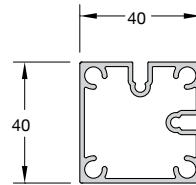
Code: **CLS-100**
COLUMN 80x80



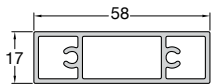
Code: **CLS-102**
COLUMN 40x40



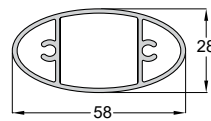
Code: **CLS-103**
COLUMN 40x40



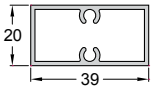
Code: **CLS-104**
COLUMN 40x40 CORNER



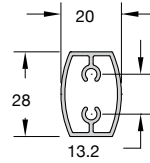
Code: **FSN-302**
SQUARE 58x17



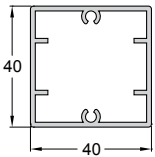
Code: **FSN-304**
PROFILE OVAL 58X28



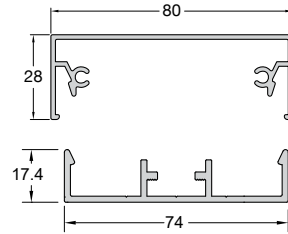
Code: **3200-601**
MULLION PROFILE



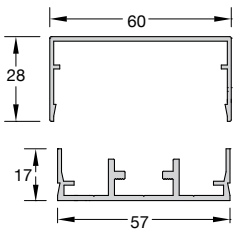
Code: **CLS-304**
INTERNAL COLUMN



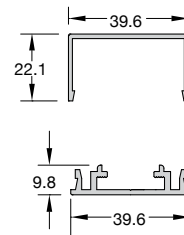
Code: **F50-106**
SUPPORT COLUMN 40x40



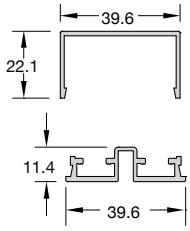
Code: **CLS-201**
GUIDE



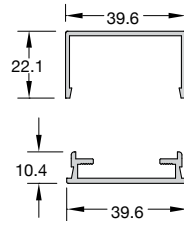
Code: **CLS-301**
GUIDE



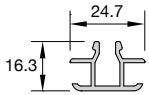
Code: **CLS-302**
GUIDE



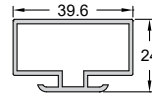
Code: **CLS-303**
GUIDE



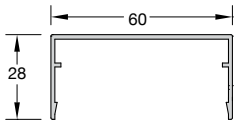
Code: **CLS-306**
GUIDE FOR FENCE RAILING



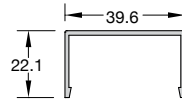
Code: **CLS-307**
GUIDE FOR AL-FLEX



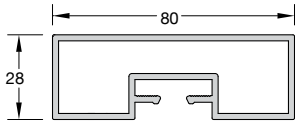
Code: **CLS-308**
GUIDE FOR AL-FLEX



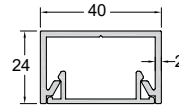
Code: **CLS-3K1**
COVER FOR GUIDE CLS-301



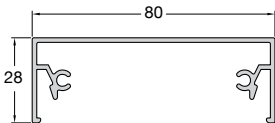
Code: **CLS-3K2**
COVER FOR GUIDE CLS-302



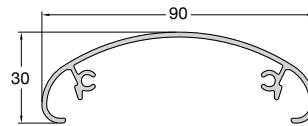
Code: **CLS-202**
HANDRAIL 80x28



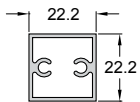
Code: **823**
CLIPPED GUIDE 24x40



Code: **FSN-221**
COVER FOR HANDRAIL 80x28



Code: **FSN-222**
COVER FOR HANDRAIL OVAL 90x30

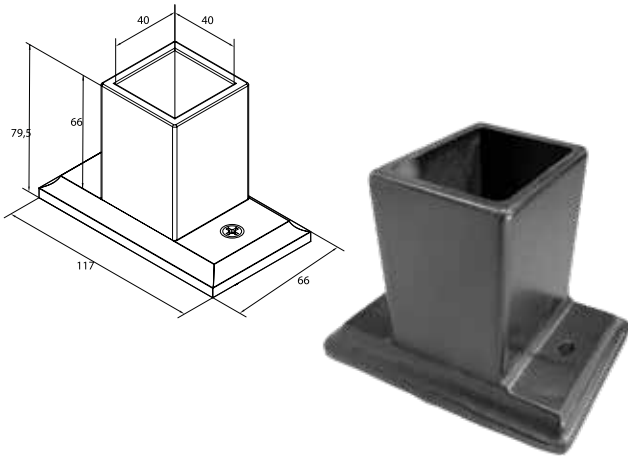


Code: **PAT05-003**
RECTANGULAR 22x22



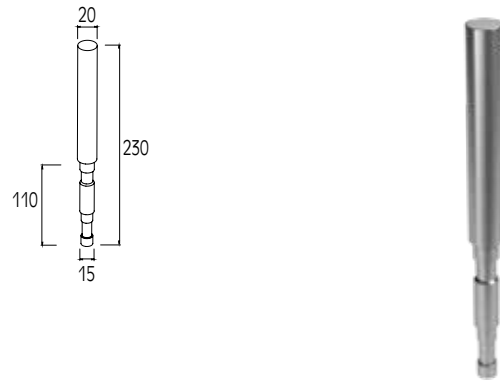
The background features a light gray architectural illustration. On the left, there are three vertical columns with a diagonal hatching texture. Above and below these columns are decorative arches with intricate, symmetrical patterns. To the right, a vertical panel shows a repeating pattern of stylized, pointed motifs. The overall style is clean and technical, typical of a design catalog.

ACCESSORIES



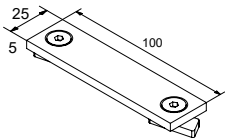
Code: **4113**

SUPPORT FOOT FOR COLUMN 40x40



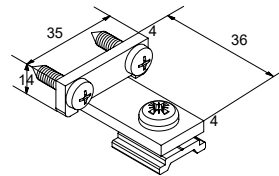
Code: **4188**

INFLOOR SUPPORT FOR F50-102 COLUMN



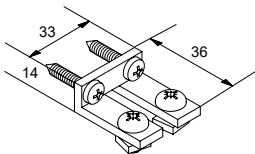
Code: **4261**

HANDRAIL CONNECTOR HORIZONTAL



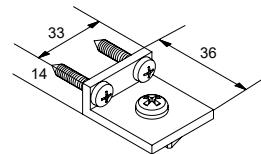
Code: **4270**

CONNECTOR FOR CLS-201/301/302/305




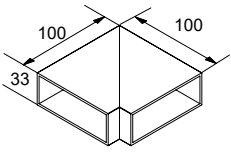
Code: **4271**

CONNECTOR FOR GUIDE CLS-303



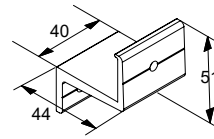
Code: **4272**

CONNECTOR FOR GUIDE CLS-306



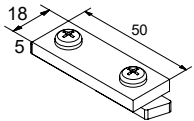
Code: **4273**

CORNER CONNECTOR FOR CLS-201/FSN-221



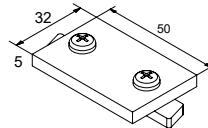
Code: **4274**

EXTERNAL PSATHA SUPPORT



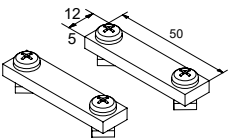
Code: **4275**

CONNECTOR FOR GUIDE CLS-302



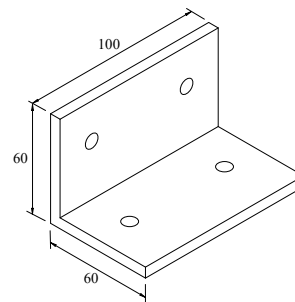
Code: **4276**

CONNECTOR FOR GUIDE CLS-306



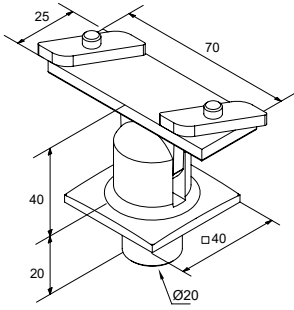
Code: **4278**

CONNECTOR FOR GUIDE CLS-303



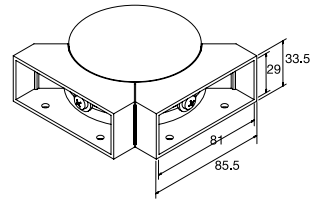
Code: **4282**

WALL SUPPORT FOR COLUMN CLS-102



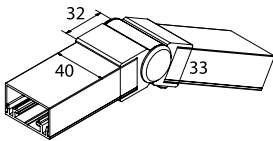
Code: **4345**

CONNECTOR FOR CLS-102 COLUMN WITH F50-201 HANDRAIL



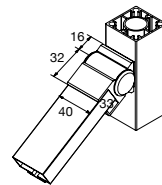
Code: **4375**

ADJUSTABLE CORNER CONNECTOR FOR HANDRAIL CLS-201/FSN-221

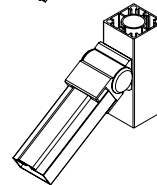


Code: **4376**

HANDRAIL CONNECTOR FOR CLS-3K2/302



**E4377
UP
AL-FLEX**

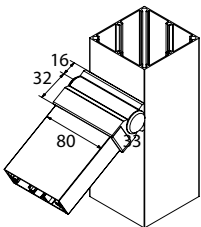


**E4377
DOWN
AL-FLEX**



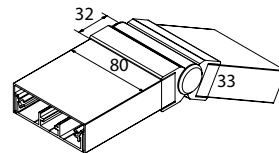
Code: **4377**

CONNECTOR FOR GUIDE CLS-3K2 WITH COLUMN CLS-102



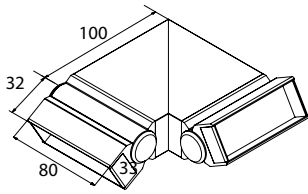
Code: **4378**

CONNECTOR FOR HANDRAIL FSN-221 WITH COLUMN CLS-100



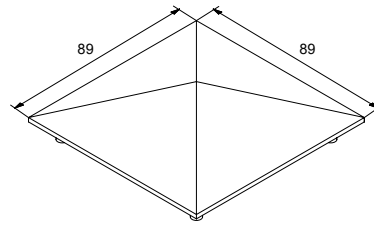
Code: **4379**

ADJUSTABLE CONNECTOR FOR HANDRAIL CLS-202



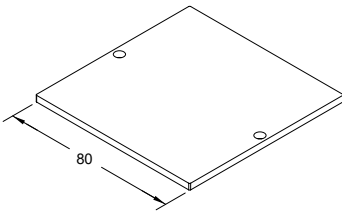
Code: **4384**

ADJUSTABLE CORNER CONNECTOR 90° FOR CLS-202 HANDRAIL (STAIRS)



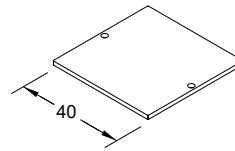
Code: **4485**

COVER FOR COLUMN CLS-100



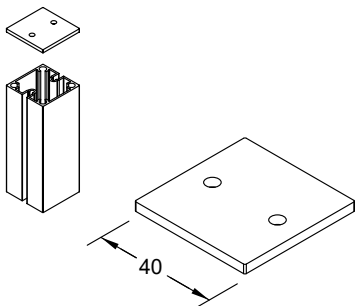
Code: **4486**

END CAP FOR COLUMN CLS-100 (80x80) FLAT



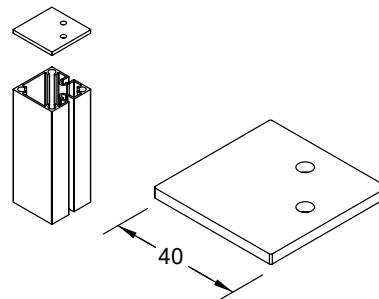
Code: **4487**

END CAP FOR COLUMN CLS-102 (40x40) FLAT



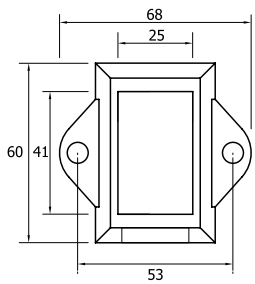
Code: **4489**

END CAP FOR COLUMN CLS-103 (40x40) FLAT



Code: **4490**

END CAP FOR COLUMN CLS-104 (40x40) FLAT



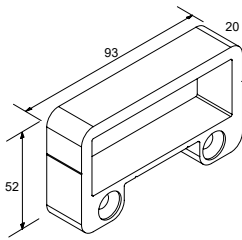
Code: **4504**

WALL COVER FOR GUIDE 823 (24x40)



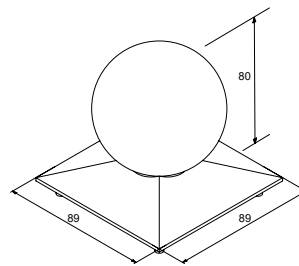
Code: **4507**

WALL COVER FOR COLUMN 40x40



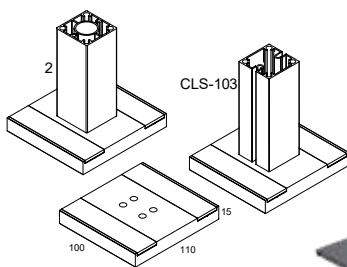
Code: **4525**

WALLCOVER FOR HANDRAIL CLS-202/201



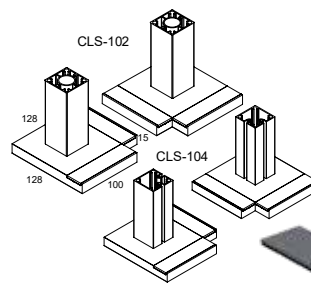
Code: **4621**

COVER WITH THIRSUS FOR COLUMN CLS-100



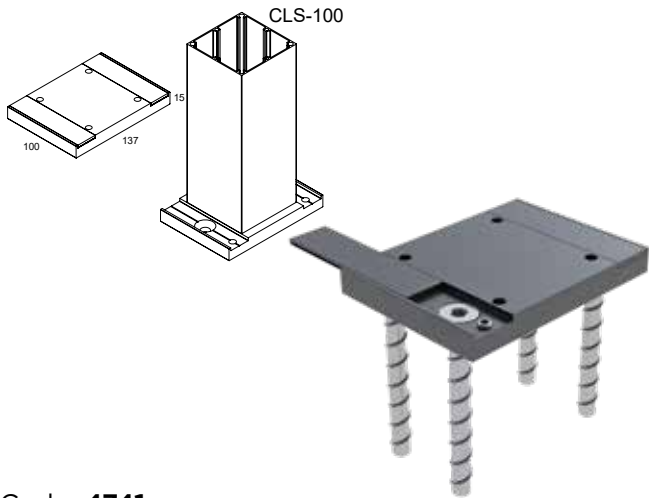
Code: **4723**

SUPPORT FOOT FOR COLUMN CLS-102



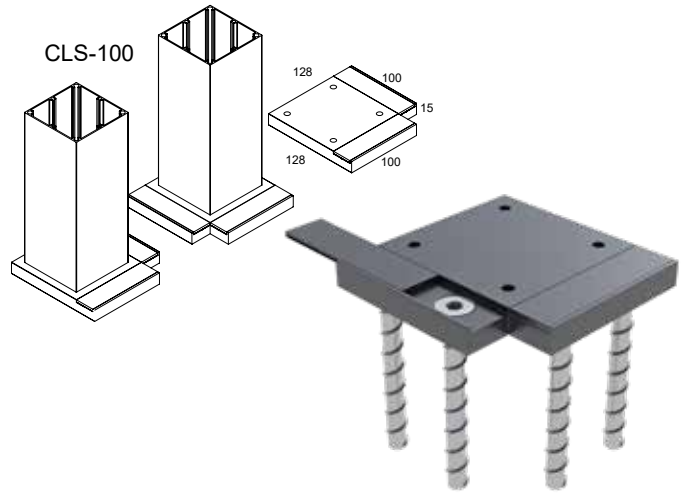
Code: **4724**

SUPPORT FOOT FOR COLUMN CLS-102



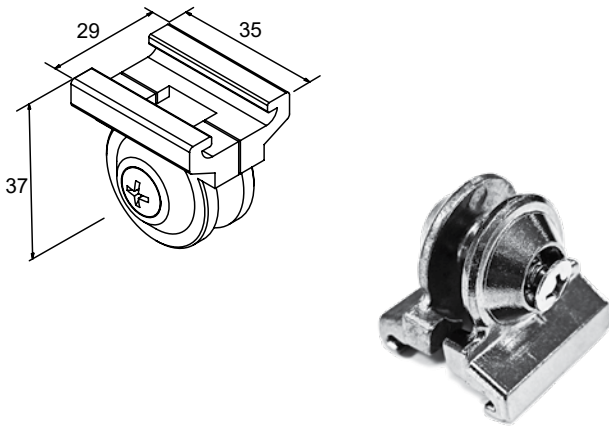
Code: **4741**

SUPPORT FOOT FOR COLUMN CLS-100 WITH 4 CONCRETE SCREWS



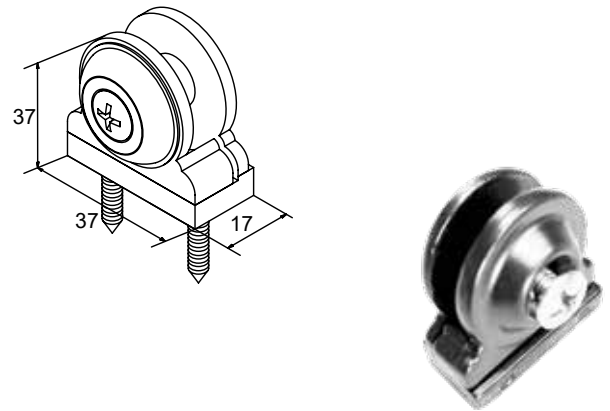
Code: **4742**

SUPPORT FOOT FOR COLUMN CLS-100 WITH 4 CONCRETE SCREWS



Code: **22**

AL-FLEX HEAD ATTACHMENT FOR GUIDE



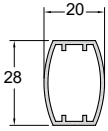
Code: **24**

AL-FLEX HEAD ATTACHMENT

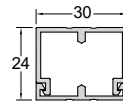




COMBINATIONS



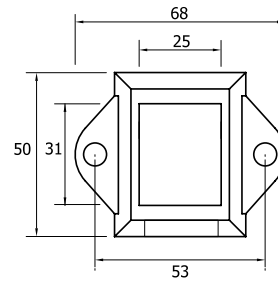
Code: **828**
COLUMN 28x20



Code: **831**
DRILLED GUIDE FOR PROFILE 828



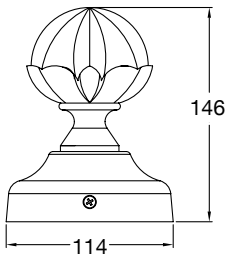
Code: **239**
SPIKE FOR FENCE (77x22)



Code: **4503**
WALL COVER FOR GUIDE

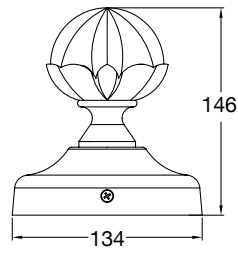


Code: **240**
SPIKE FOR FENCE FOR PROFILE 828



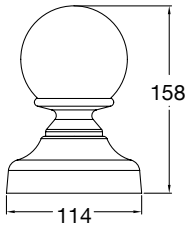
Code: **4613**

COVER WITH THIRSUS FOR COLUMN 100X100



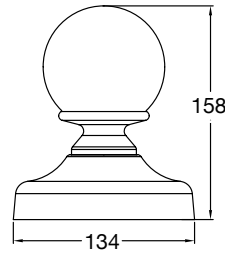
Code: **4614**

COVER WITH THIRSUS FOR COLUMN 120X120



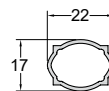
Code: **461**

COVER WITH GLOBAL THIRSUS FOR COLUMN 100X100



Code: **4617**

COVER WITH GLOBAL THIRSUS FOR COLUMN 120X120



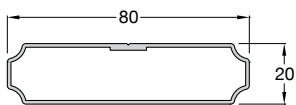
Code: **121**

HEAD ATTACHMENT FOR PROFILE 104

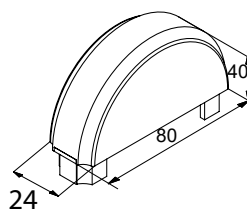


Code: **104**

COLUMN FOR AL-FLEX 22x17



Code: **822**
PROFILE FOR FENCE 80x20



Code: **4410**
END CAP FOR PROFILE 822



Code: **178**
KLARA 78cm



Code: **179**
PERIKOKLADA 95cm



Code: **180**
KLARA 54cm



Code: **217**
KLARA DOUBLE 82cm



Code: **65**

CAPITAL OF PILLAR




Code: **69**

COVER FOR COLUMN (165x155)



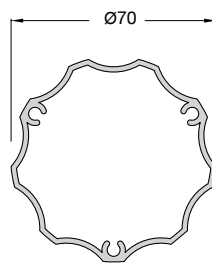
Code: **66**

BASE FOR COLUMN (30x16cm)



Code: **67**

COLUMN 140x140



Code: **70**

COLUMN 70x70





All Solutions OÜ

indrek@alls.ee

t. +372 567 17296

raido@alls.ee

t. +372 51 48336

www.alls.ee